

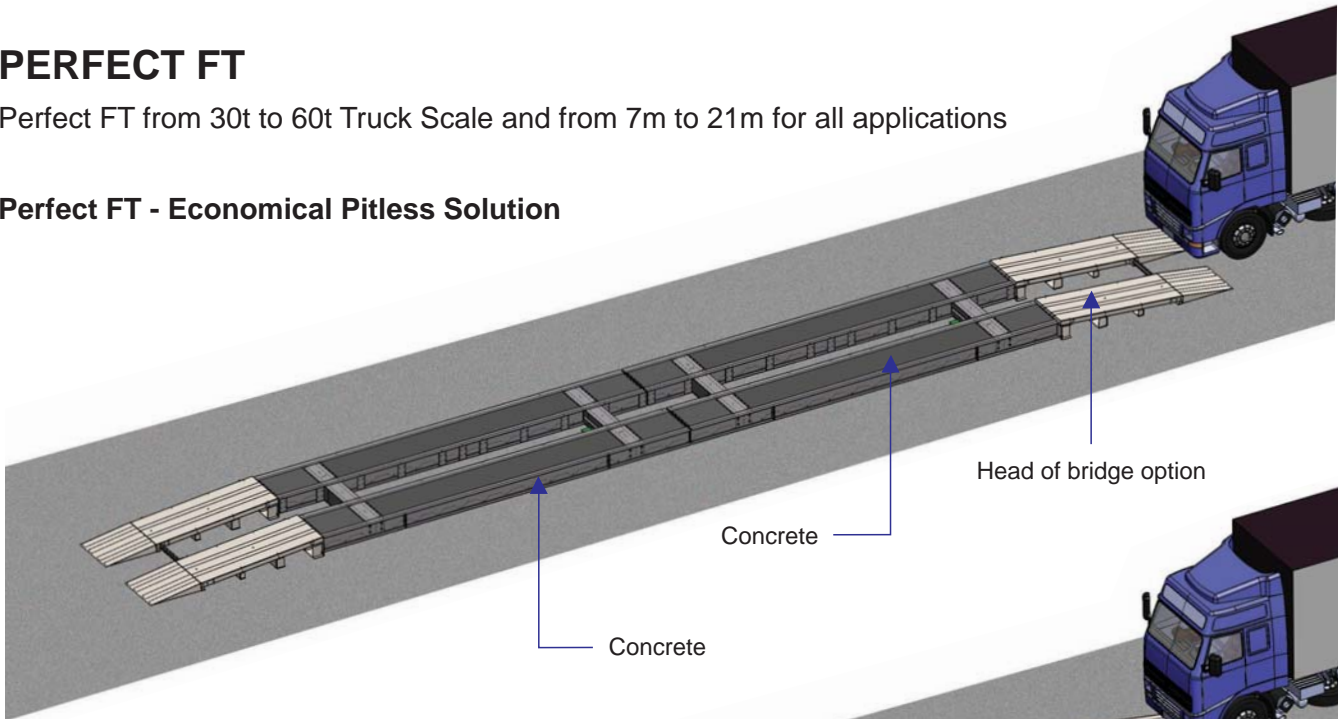
The Masters of Industrial Weighing

PERFECT FT

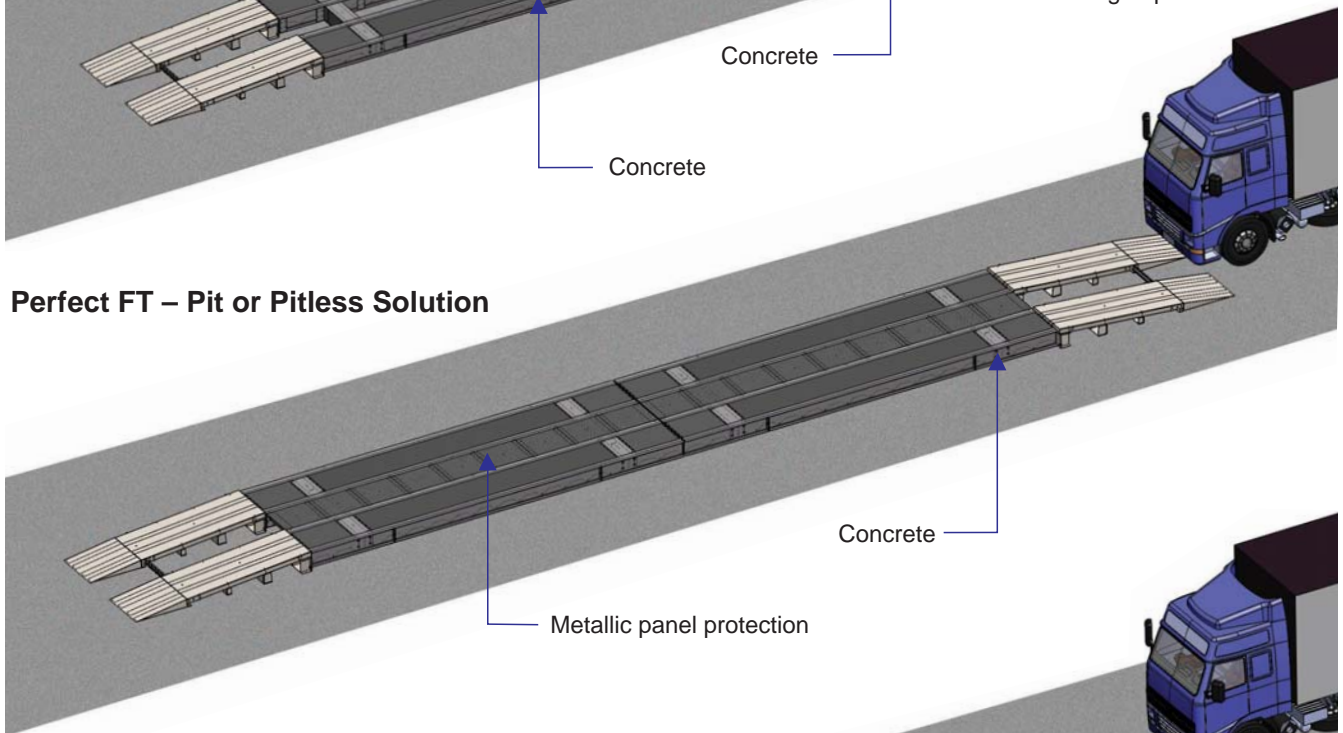
PERFECT FT

Perfect FT from 30t to 60t Truck Scale and from 7m to 21m for all applications

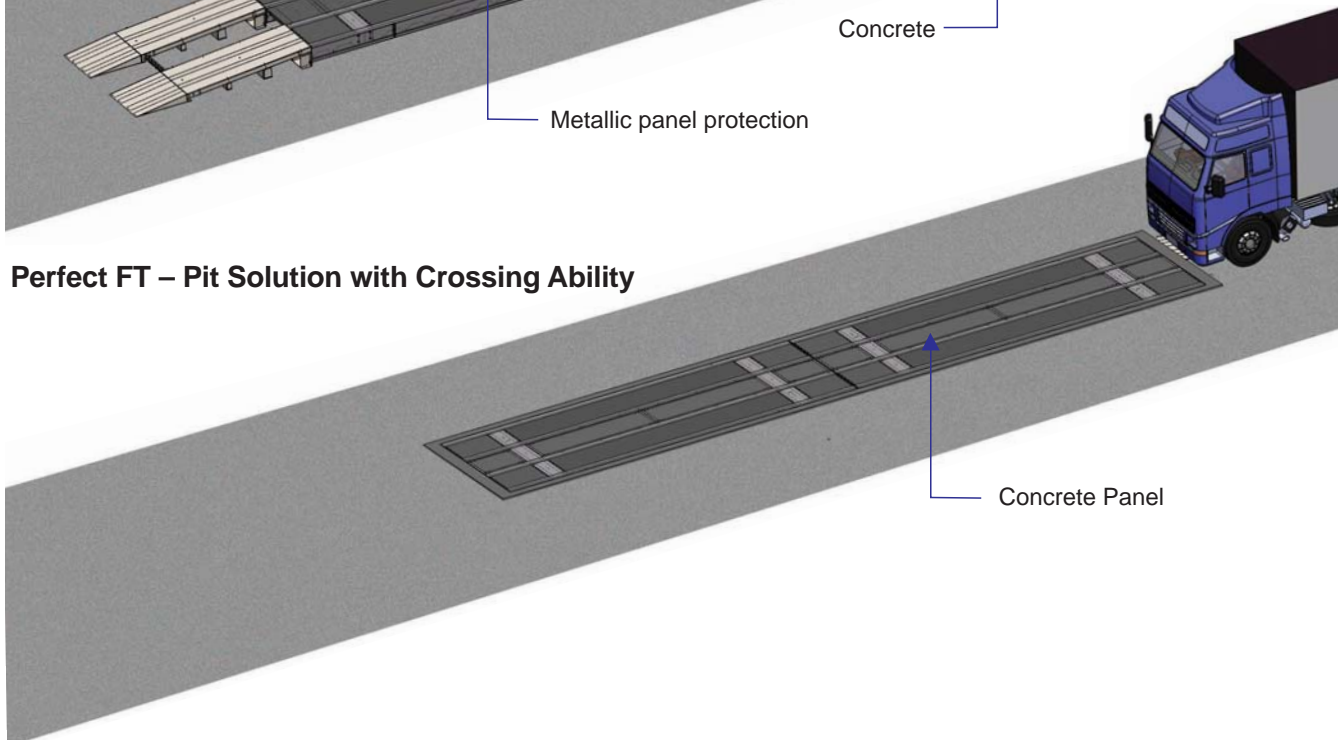
Perfect FT - Economical Pitless Solution



Perfect FT – Pit or Pitless Solution



Perfect FT – Pit Solution with Crossing Ability

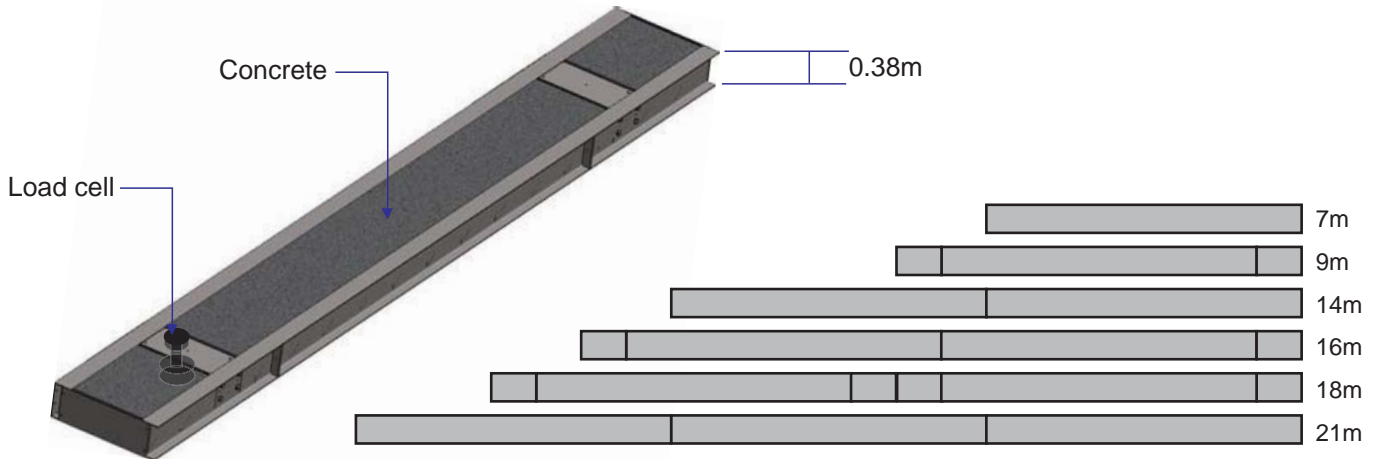


MAIN BENEFITS

A. Modular design to follow your business expansion,

Thanks to its modular design, choose your weighbridge today and expand it next year

Modular weight module (7m - 9m)



B. Build with digital load cell technology

- > High capacity protection 30 tons
- > High accuracy: Approved up to 5000 divisions OIML R60
- > Very efficient against lightning
- > Dust proof, protected from continuous immersion in water – IP68
- > Cables protected from rodents by a metallic coating



C. Immediately in operation with unique “Factory Calibration” design, You don’t need to wait for the calibration on your site. Your weighbridge is ready to use!

You don’t need to wait for the calibration on your site. Your weighbridge is ready to use!



D. Easy to install with low civil work cost

With 20 tons crane and 2 people, you can start your business within 8 hours and without any extra cost.



DESIGNED TO MEET YOUR NEEDS

Advantages

- > Easily expands to grow with your business
- > Fully assembled, wired and calibrated in factory
- > Central floor-plate removable to make simpler the cleaning under the truck-scale
- > Two shock bumpers setting between each pair of Load cell
- > Suits in every kind of industry
- > Compatible with all the MASTER-K indicators range and accessories

CPFN-A digital

The CPFN-A digital load cell is the best technological solution for weighbridge weighing

- > Compression load cell made of stainless steel
- > IP 68 protection
- > Approved up to 5000d OIML R60
- > High speed digital output signal (CAN Bus)
- > Inbuilt overvoltage protection
- > Spherical and self centering base load cell



Technical details

- > Load cells protected against lightning and electric risks by a triple protection (electronic inside protections + suppressor of transitory in the junction box + insulation plates and bonding jumpers)
- > Load cells cables and inside connection are protected from rodents by a metallic coating
- > Installed in pit or on the ground
- > Access ramp in gravel heap with optional metallic end pieces or precast ramp (in option) or concrete ramp (customer furniture)
- > Shock bumpers fixed to the truck scale metallic basement are easily adjustable

Compatible with all the Master K indicators range and accessories.

