

The Masters Of Industrial Weighing



FT-AERO-1



FT-AERO-2

Selection options for panels

FT-AERO-1

"Easy-Clean" Membrane Keyboard
Operator Panel

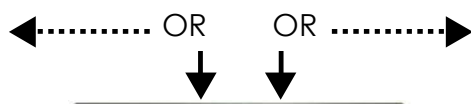


FT-AERO-2

Mechanical Keyboard
Operator Panel



FT-AERO-1
LCD Display
Passenger panel



Stainless steel housing
LED Display
Passenger panel


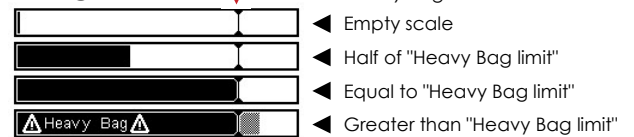


FT-AERO-2
LCD Display
Passenger panel

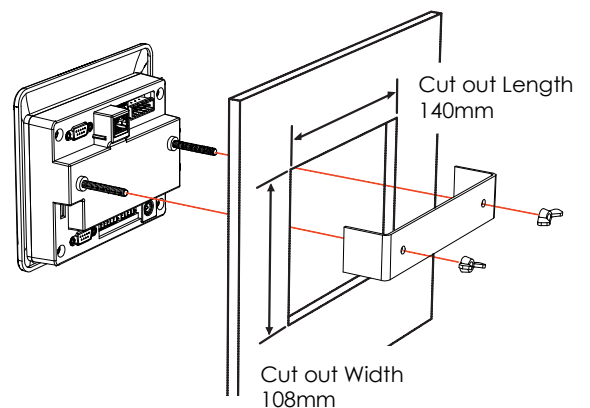
User friendly display

- 1, The **Bar graph** shows the weight progression and Heavy Bag detection alert is our unique feature.
- 2, Multi-language (English, French & Chinese)
- 3, Large font characters
- 4, Adjustable display contrast & brightness
5. Diagnosis features with digital Load Cell

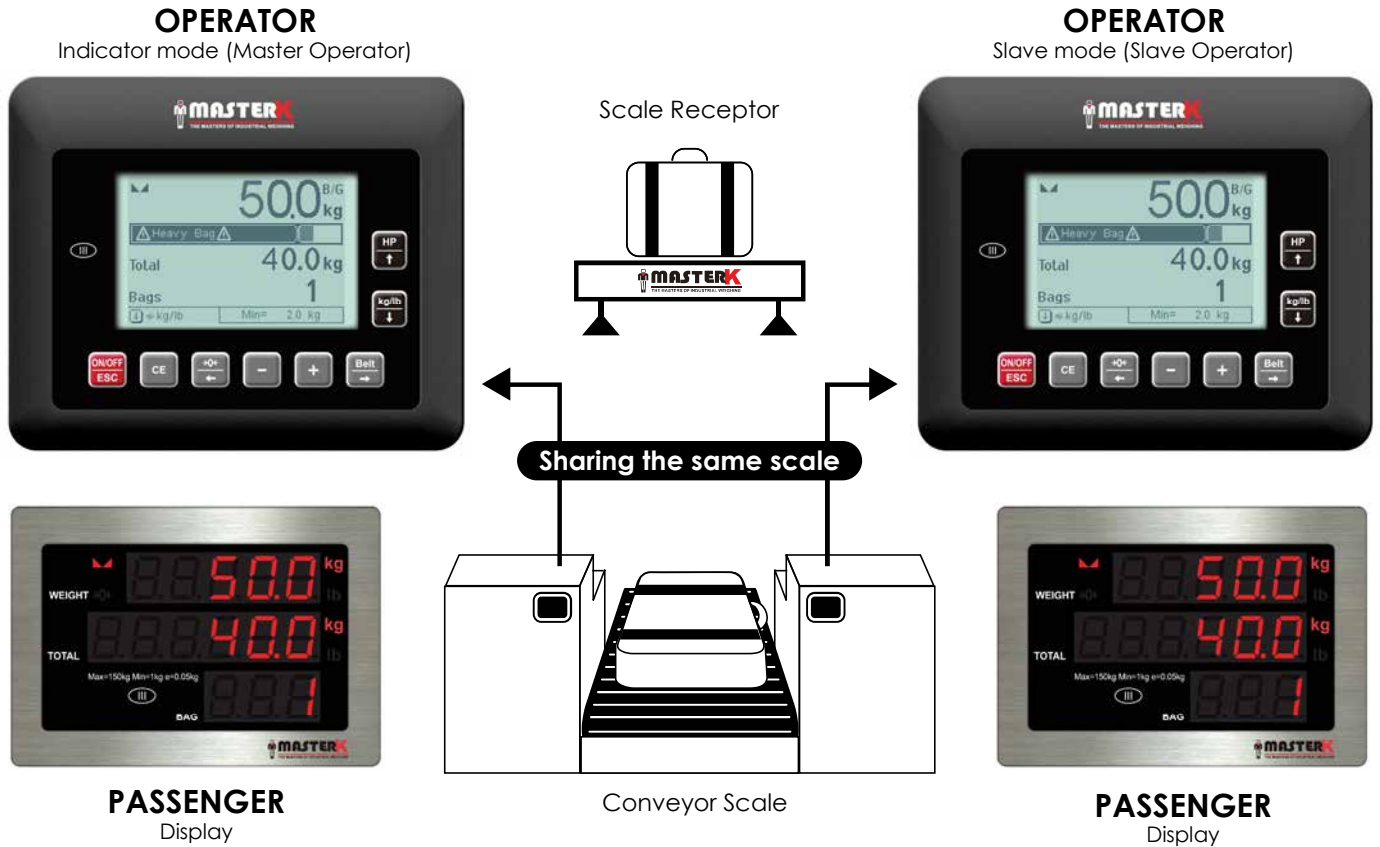
Bar graph



Easy to install

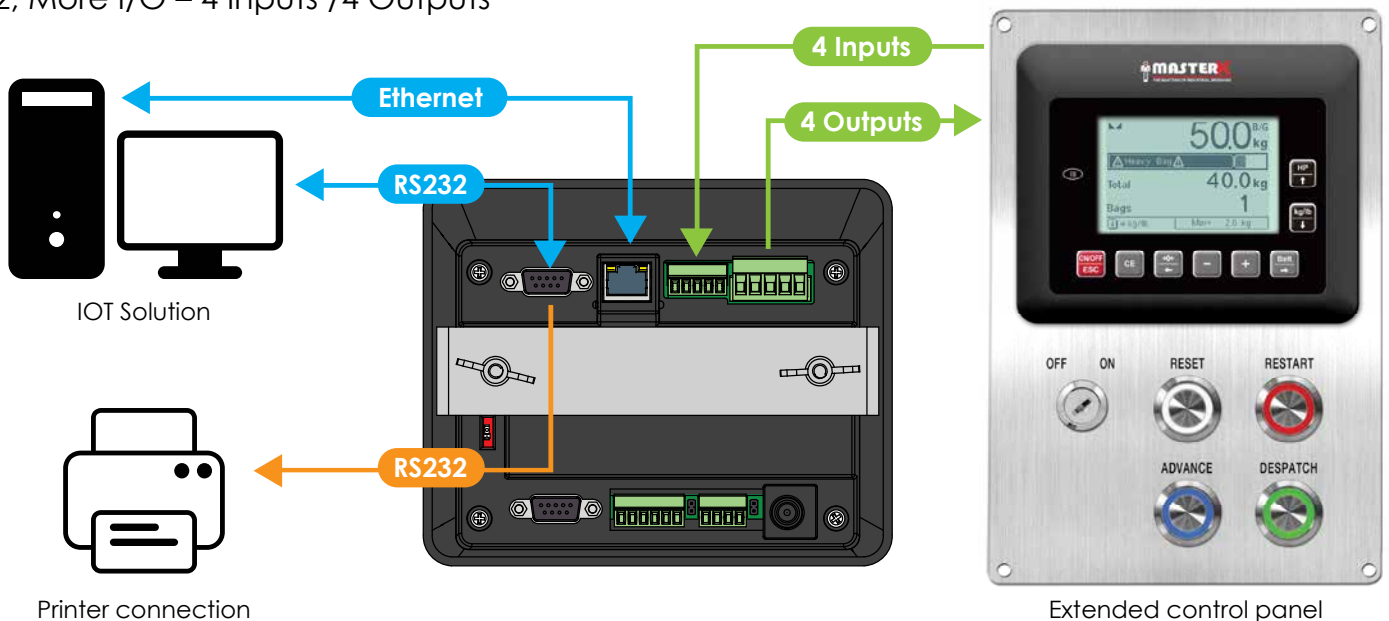


Two indicators “sharing” the same scale



Interfaces

- 1, Ethernet port
- 2, More I/O – 4 Inputs /4 Outputs



Digital / Analog Load cell compatible



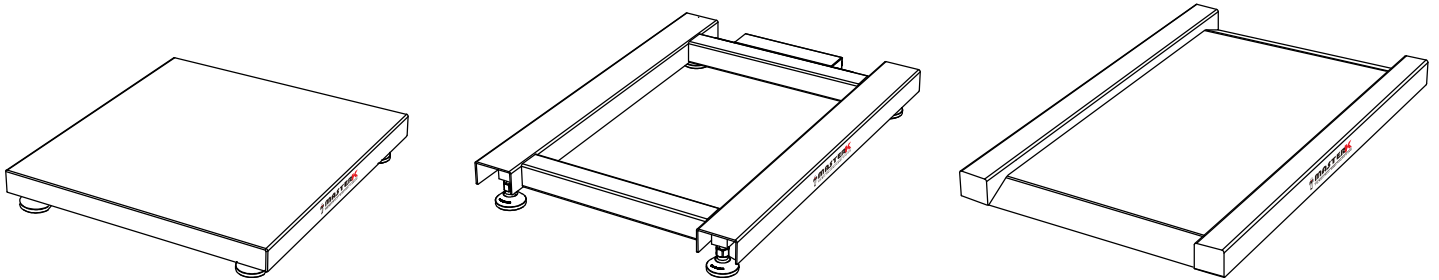
SDX-300
Digital Load Cells

- Digital shear beam load cell
- Stainless steel construction
- Protection IP68
- Able to Factory calibrated ; Fault diagnosis ; Good stability ; Low maintenance cost



SK30X
Analog Load Cells

- Analog shear beam load cell
- Stainless steel construction
- Protection IP68



Scale / Conveyor Scale
(Custom made as per requested)

Approvals

- 1, Up-to-date OIML approval
- 2, 6000 scale divisions in accordance with standard EN 45 501:2015 / OIML R76-1:2006 / class III

